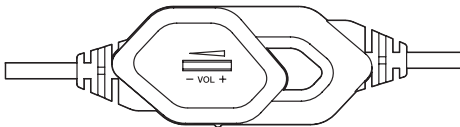
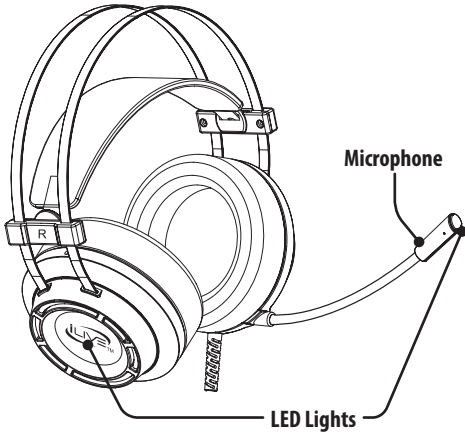


Gaming Headset Stereo Headphones

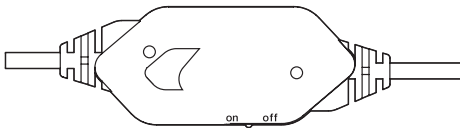
User's Guide for Model IAHG39 v2278-01



Overview & Features

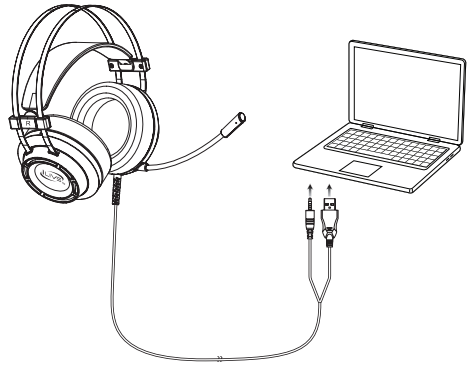


Volume



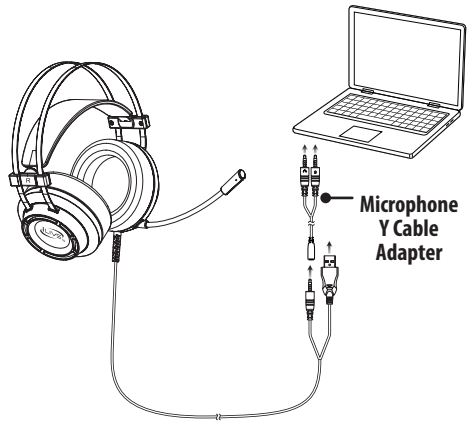
Mute On/Off

Using the Headphones



- Connect the 3.5mm audio plug to the headphone jack of a powered on computer or game controller.
- To power on the LED lights, connect the USB plug to a USB port.

Using the Mic Adapter



- For use with a device with separate audio and microphone jacks, connect the 3.5mm audio plug to the 3.5mm female to 2 x 3.5mm male Y cable (included).
- Connect the Y cable to the microphone input and headphone jack on the PC or game controller.

Compatibility Chart (Mic & Audio)

XBOX One (New Controller)	Plug & Play
XBOX One (Old Controller)	Stereo Headset adapter required (not included)
PS4	Plug & Play
PC w/Mic Input	Y Cable splitter required (included)
Mobile Devices w/3.5mm jack	Plug & Play
Other	Plug & Play with any 3.5mm audio input

Customer Support

Customer Service: 1-888-999-4215 | **Email Support:** prodinfo@dpiinc.com | **Email Parts:** partsinfo@dpiinc.com

For Warranty Information and the most up-to-date version of this User's Guide, go to www.iLiveElectronics.com

To download this User's Guide in English, Spanish, or French, or to get answers to frequently asked questions, visit the support section at: www.iLiveElectronics.com

Para descargar este Manual del Usuario en inglés, español y francés, o para obtener respuestas a preguntas frecuentes, visite la sección de apoyo en: www.iLiveElectronics.com

Pour télécharger ce guide de l'utilisateur en anglais, espagnol ou français, ou pour obtenir des réponses à des questions fréquemment posées, consultez la rubrique d'assistance sur: www.iLiveElectronics.com

Copyright © 2019 Digital Products International (DPI, Inc.) All other trademarks appearing herein are the property of their respective owners. Specifications are subject to change without notice.



WARNING : This product can expose you to chemicals including lead, which is known to the State of California to cause cancer and birth defects or other reproductive harm. For more information go to www.P65Warnings.ca.gov. **This product meets and complies with all Federal regulations.**

FCC Warnings

WARNING: Changes or modifications to this unit not expressly approved by the party responsible for compliance could void the user's authority to operate the equipment.

NOTE: This equipment has been tested and found to comply with the limits for a Class B digital device, pursuant to Part 15 of the FCC Rules. These limits are designed to provide reasonable protection against harmful interference in a residential installation. This equipment generates, uses, and can radiate radio frequency energy and, if not installed and used in accordance with the instructions, may cause harmful interference to radio communications. However, there is no guarantee that interference will not occur in a particular installation. If this equipment does cause harmful interference to radio or television reception, which can be determined by turning the equipment off and on, the user is encouraged to try to correct the interference by one or more of the following measures:

- Reorient or relocate the receiving antenna.
- Increase the separation between the equipment and receiver.
- Connect the equipment into an outlet on a circuit different from that to which the receiver is connected.
- Consult the dealer or an experienced radio/TV technician for help.

Additional Warnings

- **WARNING:** To prevent fire or shock hazards, do not expose this unit to rain or moisture.
- **WARNING :** Where the mains plug or appliance coupler is used as the disconnect device, such disconnect device shall remain readily operable.
- Lithium batteries, like all rechargeable batteries, are recyclable and should be recycled or disposed of according to state and local guidelines. They should never be disposed of in normal household waste, and they should never be incinerated, as they might explode. Contact your local government for disposal or recycling practices in your area.
- This product meets and complies with all Federal regulations.
- **To avoid hearing damage,** make sure that the volume on your music player is turned down before connecting your headphones. After placing headphones in/on your ears, gradually turn up the volume until you reach a comfortable listening level.