

CASSETTE PLAYER WITH AM/FM RADIO

User's Guide for Model No. CAS335B v1272-01



Important Safety Instructions

- Read these Instructions.
- Keep these Instructions.
- Heed all Warnings.
- Follow all instructions.
- Do not use this apparatus near water.
- Clean only with a dry cloth.
- Do not block any ventilation openings. Install in accordance with the manufacturer's instructions.
- Do not install near any heat sources such as radiators, heat registers, stoves, or other apparatus (including amplifiers) that produce heat.
- Do not defeat the safety purpose of the polarized or grounding-type plug. A polarized plug has two blades with one wider than the other. A grounding type plug has two blades and a third grounding prong. The wide blade or the third prong are provided for your safety. When the provided plug does not fit into your outlet, consult an electrician for replacement of the obsolete outlet.
- Protect the power cord from being walked on or pinched particularly at plugs, convenience receptacles, and the point where they exit from the apparatus.
- Only use attachments/accessories specified by the manufacturer.
- Unplug this apparatus during lightning storms or when unused for long periods of time.
- Refer all servicing to qualified service personnel. Servicing is required when the apparatus has been damaged in any way, such as power-supply cord or plug is damaged, liquid has been spilled or objects have fallen into the apparatus, the apparatus has been exposed to rain or moisture, does not operate normally, or has been dropped.
- Use only with a cart, stand, tripod, bracket, or table specified by the manufacturer, or sold with the apparatus. When a cart is used, use caution when moving the cart; apparatus combination to avoid injury from tip-over.



- AVIS: Pour réduire le risque d'incendie ou de choc électrique, ne pas exposer cet appareil sous la pluie et l'humidité.*
- **CAUTION:** Use of controls or adjustments or performance of procedures other than those specified may result in hazardous radiation exposure.
 - **WARNING:** Changes or modifications to this unit not expressly approved by the party responsible for compliance could void the user's authority to operate the equipment.
 - **WARNING:** Do not place this unit directly onto furniture surfaces with any type of soft, porous, or sensitive finish. As with any rubber compound made with oils, the feet could cause marks or staining where the feet rest. We recommend using a protective barrier such as a cloth or a piece of glass between the unit and the surface to reduce the risk of damage and/or staining.
 - **WARNING:** Use of this unit near fluorescent lighting may cause interference regarding use of the remote. If the unit is displaying erratic behavior move away from any fluorescent lighting, as it may be the cause.
 - **CAUTION:** Danger of explosion if battery is incorrectly replaced. Replace only with the same or equivalent type.
 - **AVIS: Danger d'explosion si les piles sont remplacées de façon incorrecte. Remplacer les piles seulement par le même type de pile ou l'équivalent.**
 - **WARNING:** There is a danger of explosion if you attempt to charge standard Alkaline batteries in the unit. Only use rechargeable NiMH batteries.
 - **WARNING:** The remote control's button cell battery contains mercury. Do not put in the trash, instead recycle or dispose of as hazardous waste.
 - **WARNING:** Lithium batteries, like all rechargeable batteries, are recyclable and should be recycled or disposed of in normal household waste. Contact your local government for disposal or recycling practices in your area. They should never be incinerated since they might explode.
 - **WARNING:** Shock hazard - Do Not Open.
 - **AVIS: Risque de choc électrique - ne pas ouvrir**
 - Caution and marking information is located at the rear or bottom of the apparatus.
 - **Attention et de marquage des informations est situé sur le panneau arrière ou inférieur de l'unité.**
 - Objects filled with liquids, such as vases, shall not be placed on the apparatus.
 - **Objets remplis de liquides, comme des vases, ne doivent pas être placés sur l'appareil.**
 - Mains plug as used is disconnect device and it should remain readily operable during intended use. In order to disconnect the apparatus from the mains completely, the mains plug should be disconnected from the mains socket outlet completely.
 - **La prise du secteur est utilisé pour déconnecter le système. La prise du secteur ne doit pas être obstruée ou doit être facilement accessible pendant son utilisation. Pour être complètement déconnecté de l'alimentation d'entrée, la prise doit être débranchée du secteur.**
 - Battery shall not be exposed to excessive heat such as sunshine, fire or the like.
 - **Les piles ne doivent pas être exposées à de forte chaleur, tel qu'à la lumière du soleil, au feu ou autres choses de semblable.**
 - Keep new and used batteries away from children. If the battery compartment does not close securely, stop using the product and keep it away from children.
 - **Gardez les piles neuves et d'occasion à partir des enfants. Si le compartiment de la batterie ne pas fermer correctement, cessez d'utiliser le produit et garder loin des enfants.**
 - If you think batteries might have been swallowed or placed inside any part of the body, seek immediate medical attention.
 - **Si vous pensez que les batteries peuvent avoir été avalées ou placées à l'intérieur d'une partie du corps, consulter immédiatement un médecin.**
 - Do not mix old and new batteries.
 - **Ne pas mélanger vieilles et nouvelles batteries.**
 - Completely replace all old batteries with new ones.
 - **Remplacer complètement toutes les piles par des neuves.**
 - Do not mix alkaline, standard (carbon-zinc), or rechargeable (ni-cad, ni-mh, etc) batteries.

Ne mélangez pas des piles alcalines, standard (carbone-zinc) ou rechargeables (Ni-Cd, Ni-MH, etc) batteries.
Batteries should be recycled or disposed of as per state and local guidelines.
Piles doivent être recyclées ou éliminées selon les directives étatiques et locales.



WARNING: To reduce the risk of electric shock, do not remove cover (or back). No user-serviceable parts inside. Refer servicing to qualified service personnel.



The exclamation point within an equilateral triangle is intended to alert the user to the presence of important operating and maintenance (servicing) instructions in the literature accompanying the appliance.



The lightning flash with arrowhead symbol, within an equilateral triangle, is intended to alert the user to the presence of uninsulated "dangerous voltage" within the product's enclosure that may be of sufficient magnitude to constitute a risk of electric shock to persons.



This symbol indicates that this product incorporates double insulation between hazardous mains voltage and user accessible parts.

WARNING: DO NOT INGEST BATTERY, CHEMICAL BURN HAZARD.

FCC Warnings

- Warning: Changes or modifications to this unit not expressly approved by the party responsible for compliance could void the user's authority to operate the equipment.
- NOTE: This equipment has been tested and found to comply with the limits for a Class B digital device, pursuant to Part 15 of the FCC Rules. These limits are designed to provide reasonable protection against harmful interference in a residential installation. This equipment generates, uses, and can radiate radio frequency energy and, if not installed and used in accordance with the instructions, may cause harmful interference to radio communications. However, there is no guarantee that interference will not occur in a particular installation. If this equipment does cause harmful interference to radio or television reception, which can be determined by turning the equipment off and on, the user is encouraged to try to correct the interference by one or more of the following measures:
- Reorient or relocate the receiving antenna.
 - Increase the separation between the equipment and receiver.
 - Connect the equipment into an outlet on a circuit different from that to which the receiver is connected.
 - Consult the dealer or an experienced radio/TV technician for help.

Additional Warnings and Precautions

- **CAUTION:** TO PREVENT ELECTRIC SHOCK, MATCH WIDE BLADE OF PLUG TO WIDE SLOT, FULLY INSERT.
- **WARNING:** To reduce the risk of fire or electric shock, do not expose this apparatus to rain, moisture, dripping, or splashing.

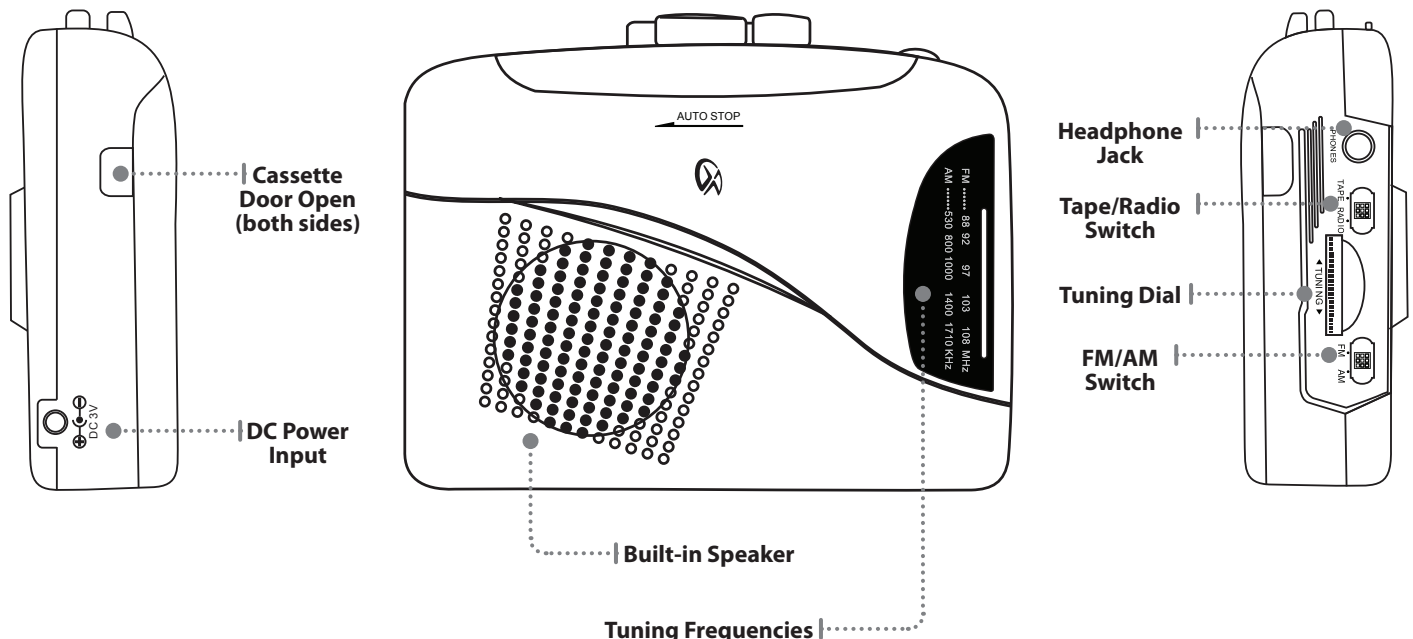
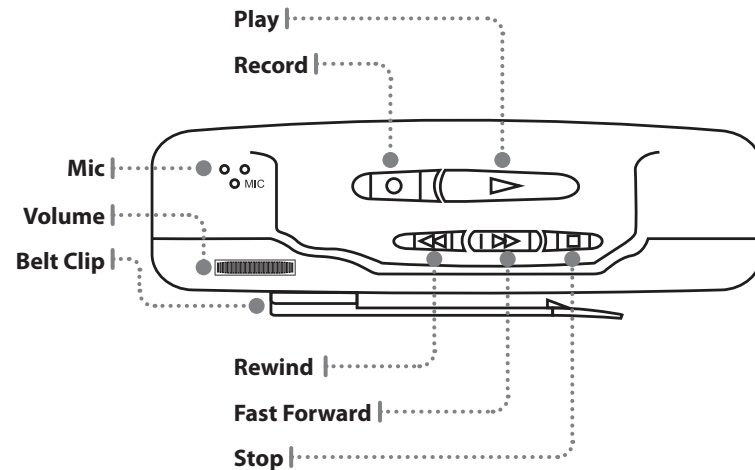
FEATURES & CONTROLS

FEATURES

- Auto-stop at tape end
- Built-in microphone and voice recording
- Built-in AM/FM radio and antenna (direct tuning)
- Built-in speaker with analog volume control
- 3.5mm headphone jack
- DC battery power:
requires 2 AA batteries (not included)

INCLUDES

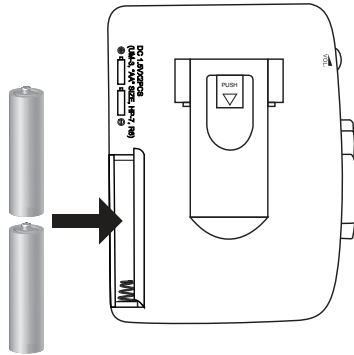
- One set of stereo earbuds
- Detachable belt clip



POWER

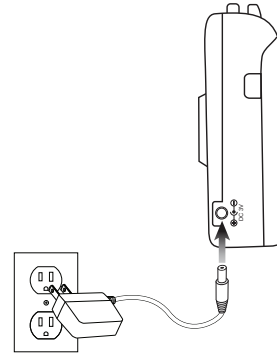
Battery Power

For battery power, this unit requires 2 AA sized batteries (not included).



AC/DC Power Adapter (not included)

Using an AC/DC Power Adapter (not included), plug the adapter into a standard power outlet, and the power cord into the DC Power Input on the unit.



PLAYING AUDIO

Playing a Cassette

1. Adjust the **Tape/Radio** switch to **Tape**.
2. Open the **Cassette Door** and insert a cassette tape.
3. Close the **Cassette Door**.
4. Use the cassette player's controls to play, pause, rewind, and fast forward audio from the cassette.
5. Turn the **Volume** dial to turn on the radio and adjust to the desired volume.

Playing the AM/FM Radio

AM and FM antennas are built into the unit, and FM reception is further improved with the included earbuds. To improve AM reception, adjust the position of the unit. To Improve FM reception, insert the earbuds and adjust the wire.

1. Adjust the **Tape/Radio** switch to **Radio**.
2. Adjust the **AM/FM** switch to the desired frequency band.
3. Turn the **Volume** dial to turn on the radio and adjust to the desired volume.
4. Adjust the **Tuning** dial to tune the radio.

INTERNATIONAL SUPPORT

To download this User's Guide in English, Spanish, or French, or to get answers to frequently asked questions, visit the support section at: www.gpx.com

Para descargar este Manual del Usuario en inglés, español y francés, o para obtener respuestas a preguntas frecuentes, visite la sección de apoyo en: www.gpx.com

Pour télécharger ce guide de l'utilisateur en anglais, espagnol ou français, ou pour obtenir des réponses à des questions fréquemment posées, consultez la rubrique d'assistance sur: www.gpx.com

For Warranty Information and the most up-to-date version of this User's Guide, go to www.gpx.com

Customer Service: 1-888-999-4215 | **Email Support:** prodinfo@dpiinc.com | **Email Parts:** partsinfo@dpiinc.com

Copyright © 2015 Digital Products International (DPI, Inc.) All other trademarks appearing herein are the property of their respective owners. Specifications are subject to change without notice.



**Protect for Today
Sustain for Tomorrow**